

Emergency Shelter

Season Report

November 1, 2023 - April 30, 2024

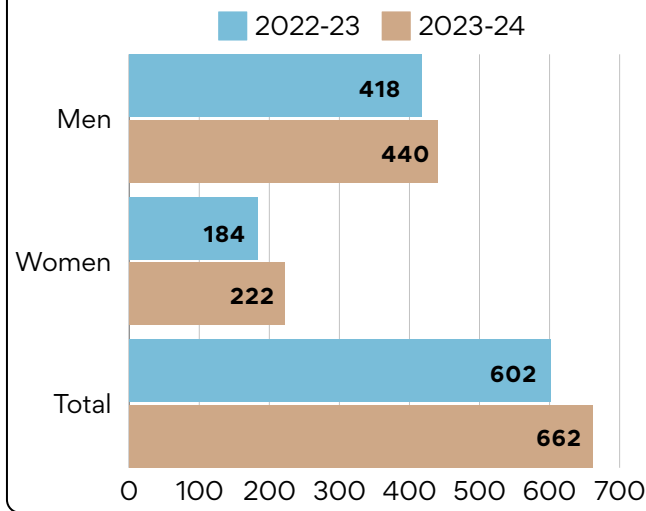


Increased Shelter Nights

21,930

19% increase from 2022-23 shelter season

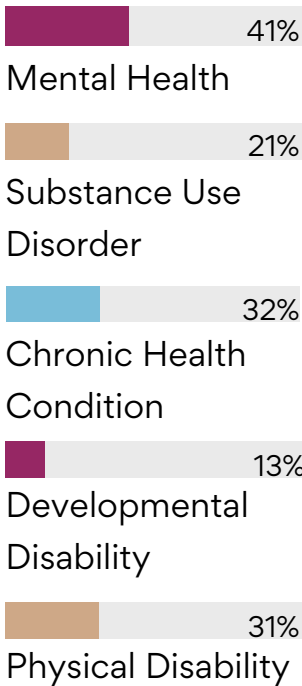
Guests Sheltered



Guest Demographics

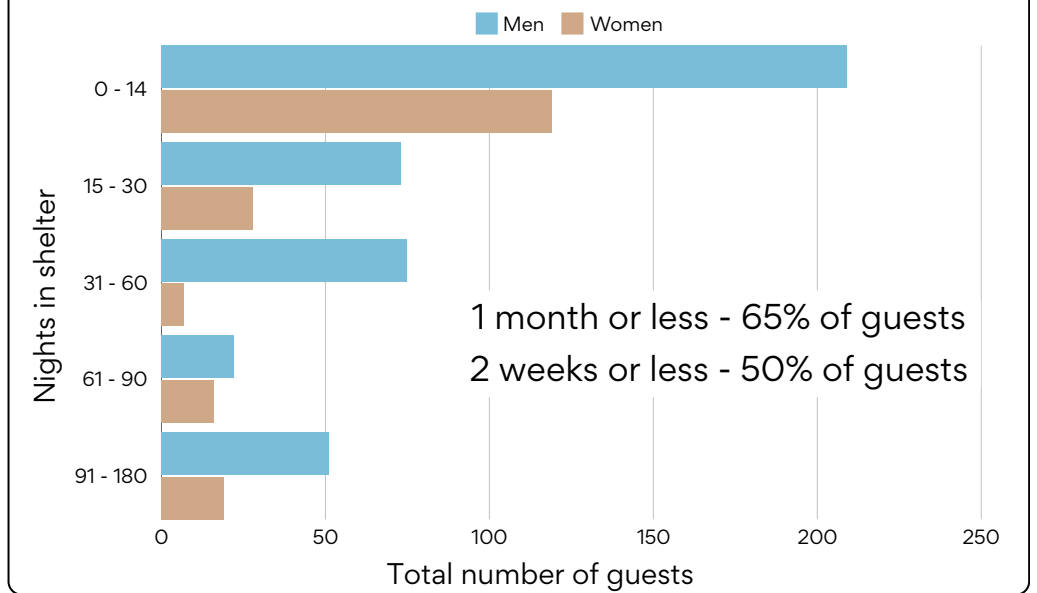
White: 45%
Black: 22%
American Indian: 13%
Hispanic: 10%
Other: 9%

Guest Barriers (Self-Reported)



COMPASSION

Length of Stay



SERVANT LEADERSHIP

HOPE FAMILY

Guest Ages

AGE	18-24	25-34	35-44	45-54	55-64	65+
MEN	25	108	101	88	89	20
WOMEN	23	35	54	59	36	15

HONOR THE DIGNITY, RESTORE HOPE AND CREATE LASTING CHANGE FOR THOSE EXPERIENCING HOMELESSNESS OR HOUSING INSTABILITY IN THE GREATER GREEN BAY COMMUNITY.

Emergency Shelter

Season Report

November 1, 2023 - April 30, 2024



Micah Center

Total Visits 7,198 visits
Weekly Visits 275 visits
Unique Visitors 640 adults



Wellspring

Total Visits 2,439 visits
Weekly Visits 94 visits
Unique Visitors 271 women



Community Partners

Community partners & organizations offering programming & workshops

- HopeChats Community
- Brown Co. Public Health
- FoodWise - UW Madison Extension
- Samaritan's Heart Mission Church
- Green Bay Police Department
- Vivent Health
- Catholic Charities
- FSET
- NEW Community Clinic
- United Way Brown County
- Dr. Arnold

Daytime Programming

Workshops Offered 159
Participation 904 attendees
Community Partners Micah Center - 11
 Wellspring - 13

JUSTICE
 HOPE
 HUMILITY
 LOVE
 INTEGRITY

Volunteer Support

Individuals 230
Group Volunteers 99 volunteers
 12 groups
Meal Teams 125 teams
Meals Served 48,246 meals
Volunteer Hours 17,889 hours

WPS Volunteer Awards

